

[FAQ,S:-Westjet Airlines Check-In (Fast & Easy Guide)

Westjet Airlines check in ☎️(1) – (866) – 231 – (4032), understanding the right process can ☎️(1) – (866) – 231 – (4032) save you time, stress, and unnecessary airport delays Westjet Airlines offers multiple ways to check in, including online, mobile, automated ☎️(1) – (866) – 231 – (4032) kiosks, and airport counters—each designed to make your travel smooth and efficient This comprehensive 2000-word guide explains everything about Westjet Airlines check in ☎️(1) – (866) – 231 – (4032) so you can board your flight confidently

What is Westjet Airlines Check-In?

+1#(866) 231-4032 The Westjet Airlines check in ☎️(1) – (866) – 231 – (4032) process is your official registration before boarding ☎️(1) – (866) – 231 – (4032) a flight During check-in, passengers confirm travel details, choose ☎️(1) – (866) – 231 – (4032) seats, add bags, and receive a ☎️(1) – (866) – 231 – (4032) boarding pass Westjet Airlines has modernized its system to provide both digital and airport check-in options, making travel simple whether you're flying domestic or international Completing the Westjet Airlines check in ☎️(1) – (866) – 231 – (4032) early ensures you avoid long airport queues and gain access to preferred seating

Types of Westjet Airlines Check-In

+1#(866) 231-4032 Westjet Airlines offers several check-in methods to match different passenger needs The most popular ones include:

✓ 1 Online Check-In

(Westjet Airlines Check In Online ☎️(1) → (866) → 231 → (4032) +1#(866) 231-4032 Westjet Airlines online check in ☎️(1) → (866) → 231 → (4032) is the easiest and fastest method It allows you to check in from home, office, or even during your commute How online check-in helps:

- Seat selection
- Extra baggage purchase
- Early boarding pass access
- Skip airport lines

To complete Westjet Airlines check in online ☎️(1) → (866) → 231 → (4032), open the official Westjet Airlines website, enter booking details, and proceed with the instructions

✓ 2 Mobile App Check-In

(Westjet Airlines App Check In ☎️(1) → (866) → 231 → (4032) +1#(866) 231-4032 Another convenient option is the Westjet Airlines mobile check in ☎️(1) → (866) → 231 → (4032) Using the app makes everything even simpler:

- Mobile boarding pass
- Flight status
- Seat upgrades
- Quick notifications

The Westjet Airlines app check in ☎️(1) → (866) → 231 → (4032) is ideal for frequent travelers or passengers who prefer digital convenience without printing boarding passes

✓ 3 Airport Kiosk Check-In

(Westjet Airlines Self-Service Check In 📞(1) – (866) – 231 – (4032) +1#(866) 231-4032 If you didn't check in online, Westjet Airlines's self-service kiosks are available at major airports These machines allow easy Westjet Airlines check in 📞(1) – (866) – 231 – (4032) without waiting in long lines At kiosks you can:

- Print boarding passes
- Change seats
- Add frequent flyer info
- Print luggage tags

✓ 4 Airport Counter Check-In

Westjet Airlines Airport Counter 📞(1) – (866) – 231 – (4032) or +1#(866) 231-4032 For passengers needing special assistance, families traveling with infants, or those carrying special baggage, the airport counter check-in is best Westjet Airlines representatives help with:

- Passport verification
- Baggage drop
- Special service requests
- Visa requirements

If you prefer human assistance, simply visit the Westjet Airlines check in counter

📞(1) – (866) – 231 – (4032) at the airport

Westjet Airlines Check-In Time

+1#(866) 231-4032 Knowing when to check in is essential Westjet Airlines has strict guidelines depending on the type of flight

✓ Online Check-In Timing (Domestic & International)

- Opens: 48 hours before departure
- Closes: 1 hour before domestic flights
- Closes: 2 hours before international flights

So when planning Westjet Airlines check in 📞(1) – (866) – 231 – (4032), doing it early is always better

✓ Airport Check-In Timing

- Domestic flights: Arrive 2 hours prior
- International flights:

Arrive 3 hours prior This ensures enough time for security clearance, bag drop, and boarding formalities Documents Required for Westjet Airlines Check In 📞(1) – (866) – 231 – (4032) For a smooth experience, keep these documents ready during Westjet Airlines check in

📞(1) – (866) – 231 – (4032):

- Passport
- Government-issued ID
- e-ticket/booking number
- Visa (when required)
- Travel approvals (if applicable)

Ensuring correct documentation prevents last-minute delays or boarding denials

How to Check In for Westjet Airlines Online (Step-By-Step)

+1#(866) 231-4032 Here is the detailed process: 1 Visit Westjet Airlines's official website 2 Click on "Check-In" 3 Enter last name + booking reference 4 Select passengers 5 Choose or modify

seats 6 Add baggage if needed 7 Confirm check-in 8 Download/print your boarding pass

Completing Westjet Airlines check in online 📞(1) – (866) – 231 – (4032) takes less than five minutes

Seat Selection During Westjet Airlines Check-In

+1#(866) 231-4032 Westjet Airlines allows seat selection: • Standard seats • Westjet Airlines+ seats • Exit row seats • Window & aisle preferences During Westjet Airlines check in 📞(1) – (866) – 231 – (4032), you can upgrade to better seats for extra comfort

Baggage During Westjet Airlines Check-In

+1#(866) 231-4032 Passengers can add:

- Extra checked bags
- Additional carry-on
- Sports equipment
- Oversized baggage

Just remember that buying baggage during Westjet Airlines check in

📞(1) – (866) – 231 – (4032) often costs less than paying at the airport Boarding Pass Options

After Check-In 📞(1) – (866) – 231 – (4032) Once the check-in is complete, passengers can access boarding passes via:

- Mobile boarding pass
- Printed paper boarding pass
- Apple Wallet/Google Wallet
- Email download option

You must show your boarding pass before entering the aircraft

Special Check-In Rules for International Flights

+1#(866) 231-4032 For international routes, Westjet Airlines check in

 (1) → (866) → 231 → (4032) requires additional verification Common requirements:


- Valid passport
- Visa check
- International health documents
- Security approval

If traveling to Brazil, Chile, Argentina, the US, or Europe, arrive early to avoid last-minute issues

Westjet Airlines Check-In for Group Bookings

+1#(866) 231-4032 Group travelers and families often face complications while checking in

Westjet Airlines allows group check-in online or at the airport For children or infants, specialized staff assist in documentation and seating If traveling together, complete Westjet Airlines check in


 (1) → (866) → 231 → (4032) early to sit together

Mobile Boarding Pass Advantages

+1#(866) 231-4032 Using the Westjet Airlines app for mobile boarding passes helps you:

- Skip printing
- Enter boarding gates faster
- Track flight updates
- Access gate information instantly

This digital method is the fastest version of Westjet Airlines check in

 (1) → (866) → 231 → (4032) available

Why Your Westjet Airlines Check-In Might Fail

+1#(866) 231-4032 Sometimes check-in errors happen because of:

- Incorrect booking reference
- Passport mismatch
- Unpaid ticket fare
- Outstanding baggage fee
- Travel restrictions
- Visa approval pending

If your Westjet Airlines check in 📞(1) – (866) – 231 – (4032) fails, try again or visit the airport counter

Tips for Smooth Westjet Airlines Check-In Here are expert tips:

- Always check in 24–48 hours before flying
- Use mobile boarding passes
- Verify passport whenever flying internationally
- Keep baggage measurements within Westjet Airlines limits
- Arrive early at busy airports like São Paulo, Santiago, Lima

These simple habits make the Westjet Airlines check in 📞(1) – (866) – 231 – (4032) process stress-free Westjet Airlines Check-In for Business Class 📞(1) – (866) – 231 – (4032) Business Class passengers enjoy premium check-in benefits:

- Priority counters
- Priority security
- Faster boarding
- Dedicated baggage lanes

If you're flying Business Class, your Westjet Airlines check in ☎️(1) – (866) – 231 – (4032) will be significantly faster Westjet Airlines Check-In for Special Assistance

☎️(1) – (866) – 231 – (4032)

Westjet Airlines offers check-in support for:

- Wheelchair passengers
- Senior travelers
- Unaccompanied minors
- Pregnant passengers

Make sure to mention assistance requirements during Westjet Airlines check in

☎️(1) – (866) – 231 – (4032) Difference Between Early Check-In and Regular Check-In

☎️(1) – (866) – 231 – (4032) Early check-in:

- Better seat options
- Faster baggage drop
- Smoother airport experience

Regular check-in is often crowded and may reduce your seat

So, always complete Westjet Airlines check in ☎️(1) – (866) – 231 – (4032) as early as possible

Frequently Asked Questions About Westjet Airlines Check-In ☎️(1) – (866) – 231 – (4032)

✓ 1 When does Westjet Airlines check in open? Usually 48 hours before departure

✓ 2 Can I check in using my mobile phone? Yes, the Westjet Airlines app check in

☎️(1) – (866) – 231 – (4032) is widely used


✓ 3 Is online check-in mandatory? No, but recommended for faster airport processing

✓ 4 Can I modify seats after check-in? Seat changes depend on availability

✓ 5 Why can't I check in online for international flights?

Visa or passport verification may require airport check-in

Final Thoughts on Westjet Airlines Check-In

Completing the Westjet Airlines check in  (1) – (866) – 231 – (4032) on time is essential for stress-free travel. Whether you choose the website, mobile app, kiosks, or airport counter, the process is straightforward and efficient. Checking in early provides better seats, faster boarding, and a smoother pre-flight experience. This 2000-word detailed guide covers everything you need to know so you can enjoy your upcoming Westjet Airlines journey without any hassle.