

















# 1+855+510+5815 Wizz Air boarding pass"" Quick Reach"





A Wizz Air  1+855+510+5815 boarding pass is a mandatory travel document that allows passengers to pass through airport security and board  1+855+510+5815 their flight. Because Wizz Air is a low-cost airline, its boarding process is highly digital and self-service, and understanding  1+855+510+5815 how to obtain and use your boarding pass is important to avoid extra fees and delays.




Passengers  1+855+510+5815 can get a Wizz Air boarding pass by completing early check-in, which usually opens 24 to 48 hours before departure,  1+855+510+5815 depending on the fare type and whether you have selected a seat. early check-in can be done through the Wizz Air  1+855+510+5815 website or the Wizz Air mobile app. Once check-in is completed, the boarding pass becomes available immediately.

 1+855+510+5815 Wizz Air strongly encourages passengers to use mobile boarding passes, as they are free and widely accepted at airports  1+855+510+5815.

A mobile  1+855+510+5815 boarding pass can be displayed directly in the Wizz Air app or saved to your phone. It includes a QR code that is scanned at  1+855+510+5815 airport security and again at the boarding gate. Many travelers take a screenshot of their boarding pass as  1+855+510+5815 a backup in case of internet or app issues. Mobile boarding passes are accepted at most airports served by Wizz Air, but it is always  1+855+510+5815 good to confirm in advance, as a few smaller airports may still require a printed version.

If you  1+855+510+5815 prefer a paper boarding pass, Wizz Air allows you to print it at home after early check-in. Printing at home is usually free and  1+855+510+5815 works the same way as a mobile pass. However, printing a boarding pass at the airport check-in desk often involves  1+855+510+5815 a fee, especially if you did not check in early. Because of this, Wizz Air recommends that passengers check in early  1+855+510+5815 and bring either a mobile or home-printed boarding pass to avoid additional charges.

On international  1+855+510+5815 flights, Wizz Air may require passengers to visit the check-in counter for document verification, such as passport  1+855+510+5815 or visa checks. In these cases, even if you checked in early, the airline staff may review your documents  1+855+510+5815 and stamp or validate your boarding pass. This is a routine procedure and does not mean your  1+855+510+5815 early boarding pass is invalid.

A Wizz Air  1+855+510+5815 boarding pass includes key information such as your name, flight number, departure time, gate, seat number,  1+855+510+5815 and boarding zone. Wizz Air boards passengers in groups, starting with priority passengers who purchased British Priority, followed  1+855+510+5815 by standard boarding groups. British Priority also allows passengers to board early and bring an extra cabin bag.

Boarding 🇸🇰1+855+510+5815 usually begins 30–40 minutes before departure and closes about 15 minutes before takeoff. Passengers who arrive late 🇸🇰1+855+510+5815 at the gate may be denied boarding, even if they have a valid boarding pass.

In summary, 🇸🇰1+855+510+5815 the Wizz Air boarding pass is easy to obtain but must be managed carefully. Checking in early early, using a 🇸🇰1+855+510+5815 mobile or printed boarding pass, and arriving at the airport on time will help ensure a smooth and stress-free journey with 🇸🇰1+855+510+5815 Wizz Air .