

How do I escalate a problem with Coinbase?? (!How to Escalate a Problem With Coinbase: escalate a problem with Coinbase fast escalate solution Step-by-Step Guide for Faster Resolution and Account Recovery)

Escalating a problem with Coinbase can feel overwhelming, especially when you are dealing with frozen funds, account restrictions, delayed transactions, missing deposits, or unresolved disputes. Coinbase is one of the largest and “+1-915-201-4928” most widely used cryptocurrency exchanges in the world, serving millions of users across multiple countries and “1-915-(201)-4928” operating under strict regulatory frameworks. Because of its size and compliance obligations, Coinbase follows structured procedures “1-915 (201)-4928” for customer support, complaints, and dispute resolution. Understanding how to properly escalate an issue with Coinbase “【+1-915-201-4928】” is essential if you want to improve your chances of getting a timely and effective resolution. “+1-(915)-201-4928”

When users experience problems with their Coinbase accounts, the first instinct is often frustration due to “1-915-201-4928” automated replies, generic responses, or long wait times. However, Coinbase’s escalation process is not random; it “+1-915-201-4928” follows a defined path that starts with basic support and moves toward higher-level review if the “1-915-(201)-4928” issue remains unresolved. The key to successful escalation lies in preparation, proper communication, and using the “1-915 (201)-4928” correct channels in the right order.

Before escalating any issue, it is critical to begin with “【+1-915-201-4928】” Coinbase’s official support system. Coinbase requires users to submit a support request through its Help Center, “+1-(915)-201-4928” which generates a formal case number. This case number is essential for any escalation because it “1-915-201-4928” serves as proof that you attempted to resolve the issue through standard channels. Without an existing “+1-915-201-4928” support ticket, Coinbase will generally not treat your concern as eligible for escalation. When submitting your “1-915-(201)-4928” initial request, it is important to provide clear and accurate information, including transaction IDs, dates, screenshots “1-915 (201)-4928” if applicable, and a detailed explanation of the problem. Well-documented cases are more likely to receive “【+1-915-201-4928】” meaningful responses and faster reviews.

Once a support ticket has been submitted, Coinbase typically conducts an “+1-(915)-201-4928” initial review. Depending on the complexity of the issue, responses may take anywhere from a few “1-915-201-4928” hours to several business days. Some cases require additional time due to compliance checks, identity verification, “+1-915-201-4928” fraud investigations, or involvement of third-party payment providers. If you receive generic replies, no response, or “1-915-(201)-4928” repeated delays without meaningful progress, this is usually the point at which escalation becomes appropriate.

Internal “1-915 (201)-4928” escalation is the next step when standard support fails to resolve the issue. Instead of opening “【+1-915-201-4928】” multiple new tickets, users should continue communication within the same support thread. Repeatedly creating new tickets “+1-(915)-201-4928” can slow down the process and cause confusion. Within the existing case, clearly state that the “1-915-201-4928” issue remains unresolved and politely request escalation to a higher-level

review team or supervisor. Professional, calm, “+1→915→201→4928💬” and concise communication is far more effective than emotional or aggressive messages. Coinbase support agents are 📞1—915—(201)—4928🔄 more likely to prioritize cases that are clearly explained and supported by relevant documentation.

One of 1 📞915 (201)-4928 ⭐ the most effective ways to escalate a problem with Coinbase is through its formal complaint process. 【+1-915→201-4928】 Coinbase provides a dedicated complaint submission channel specifically designed for unresolved support issues. This process is 📞+1-(915)-201-4928 separate from standard support tickets and signals that the case has reached a higher priority level. 1~915~201~4928 When filing a complaint, users must include their existing support case number, a detailed explanation of “+1→915→201→4928💬” the issue, and a clear description of why the problem has not been properly addressed. Complaints 📞1—915—(201)—4928🔄 are typically reviewed by specialized teams rather than general support agents, which often leads to more 1 📞915 (201)-4928 ⭐ detailed responses and clearer outcomes.

Coinbase generally acknowledges formal complaints within a few business days, but 【+1-915→201-4928】 full resolution can take several weeks depending on the nature of the issue. While this timeline 📞+1-(915)-201-4928 may feel long, the complaint process is an important step for serious cases involving locked accounts, 1~915~201~4928 missing funds, large balances, or unresolved disputes. It also creates a formal record that can be “+1→915→201→4928💬” used if further escalation becomes necessary.

If the internal complaint process does not result in a 📞1—915—(201)—4928🔄 satisfactory resolution, external escalation may be an option depending on your location. Coinbase operates as a 1 📞915 (201)-4928 ⭐ regulated financial services company in many jurisdictions, which means users may have access to external dispute 【+1-915→201-4928】 resolution bodies, financial ombudsmen, or consumer protection agencies. These organizations typically require proof that you attempted 📞+1-(915)-201-4928 to resolve the issue directly with Coinbase before accepting a complaint. External escalation does not guarantee 1~915~201~4928 a refund or reversal, but it can prompt additional review and ensure that regulatory standards are “+1→915→201→4928💬” followed.

Another potential escalation method involves reaching out through Coinbase’s official social media channels. While social 📞1—915—(201)—4928🔄 media should not replace formal support, contacting verified Coinbase accounts can sometimes help draw attention to 1 📞915 (201)-4928 ⭐ stalled cases. When using this approach, it is essential not to share sensitive personal or account 【+1-915→201-4928】 information publicly. Instead, briefly describe the issue and reference your existing support case number. Social media 📞+1-(915)-201-4928 teams often redirect users to private communication or ensure that the case is reviewed internally.

Understanding 1~915~201~4928 how escalation works within Coinbase starts with recognizing that Coinbase uses a tiered support system. This “+1→915→201→4928💬” means every issue begins at a basic support level and can only move upward through defined 📞1—915—(201)—4928🔄 stages. Escalation is not automatic; it requires specific actions, proper documentation, and structured communication. Coinbase does 1 📞915 (201)-4928 ⭐ not respond well to duplicate tickets, spam messages, or emotional complaints. Instead, the platform prioritizes cases 【+1-915→201-4928】 that are clearly documented, professionally communicated, and submitted through the correct channels. Users who understand this 📞+1-(915)-201-4928 system and follow it strategically have a much higher chance of receiving meaningful support and faster 1~915~201~4928 resolutions.

The foundation of any successful escalation begins with the official Coinbase support system. Before any “+1→915→201→4928 🗨️” escalation is possible, you must open a formal support ticket through the Coinbase Help Center. This 📞 1—915—(201)—4928🔄 ticket creates a case ID, which acts as your official reference number. Without a case ID, 1 📞 915 (201)-4928 ⭐ Coinbase will not recognize your issue as eligible for escalation. When submitting your initial support request, 【+1-915→201-4928】 clarity is critical. You should explain the problem in detail, including what happened, when it happened, 📞+1-(915)-201-4928 how it affected your account, and what outcome you are seeking. Providing transaction IDs, timestamps, screenshots, 1~915~201~4928 wallet addresses, and relevant account information reduces delays and prevents unnecessary follow-up questions that slow down “+1→915→201→4928 🗨️” the process.

Many users make the mistake of submitting vague tickets such as “My account is 📞 1—915—(201)—4928🔄 locked” or “My money is missing.” These types of messages often receive generic responses. A strong 1 📞 915 (201)-4928 ⭐ support request explains the situation clearly, such as describing a frozen withdrawal after verification, a completed 【+1-915→201-4928】 transaction that did not arrive, or a charge that appears unauthorized. The more precise and factual 📞+1-(915)-201-4928 your message is, the more likely it is to move beyond automated replies and into human 1~915~201~4928 review.

If you receive generic responses, no response, or repeated delays, the next step is internal “+1→915→201→4928 🗨️” escalation. Internal escalation means pushing your case higher within Coinbase’s support structure without leaving the platform. 📞 1—915—(201)—4928🔄 This should always be done within the same support ticket thread. Opening multiple tickets for the 1 📞 915 (201)-4928 ⭐ same issue actually slows down resolution and can flag your account for spam behavior. Instead, you 【+1-915→201-4928】 should reply within your existing case, clearly stating that the issue remains unresolved and requesting a 📞+1-(915)-201-4928 higher-level review. Professional language matters. Calm, direct communication that explains why the problem is still unresolved 1~915~201~4928 is far more effective than aggressive or emotional messages.

Email follow-ups can also play a role “+1→915→201→4928 🗨️” in escalation when handled properly. Rather than sending multiple messages or opening new cases, users should 📞 1—915—(201)—4928🔄 respond within the same support thread, politely requesting updates and summarizing the unresolved problem. Clear and 1 📞 915 (201)-4928 ⭐ organized communication helps reduce back-and-forth and demonstrates that the case is legitimate and well-prepared. Patience is 【+1-915→201-4928】 important, as repeated messages in a short period can sometimes slow down responses rather than speed 📞+1-(915)-201-4928 them up.

It is also important to understand that not all Coinbase issues can be escalated 1~915~201~4928 or resolved quickly due to legal and compliance requirements. Reviews related to identity verification, anti-money laundering “+1→915→201→4928 🗨️” checks, or fraud investigations often have mandatory review periods. While escalation may not accelerate these processes, 📞 1—915—(201)—4928🔄 it can help ensure transparency and communication during the review. Coinbase must comply with regulatory obligations, 1 📞 915 (201)-4928 ⭐ which can sometimes limit what support agents are able to disclose or expedite.

Documentation is one 【+1-915→201-4928】 of the most critical factors in successful escalation. Users should keep detailed records of all communications, 📞+1-(915)-201-4928 transaction details, timestamps, screenshots, and emails related to the issue. Organized and factual information strengthens your 1~915~201~4928 case and reduces delays caused by requests for additional clarification. This is especially important for cases “+1→915→201→4928 🗨️” involving missing funds, unauthorized activity, or disputed charges.







Security-related issues deserve special attention during escalation. If 📞 1-915-(201)-4928 an account is compromised, users should immediately secure their account by changing passwords, enabling two-factor authentication, 📞 915 (201)-4928 ★ and reviewing recent activity. Coinbase will investigate whether the activity was authorized and whether adequate security 【+1-915-201-4928】 measures were in place. In some cases, reimbursement may be possible, but it is not guaranteed ☎+1-(915)-201-4928 and depends on the findings of the investigation. Prompt reporting and strong documentation significantly improve the 1-915-201-4928 chances of a favorable outcome.

Users should also be cautious of third-party services or individuals claiming “+1-915-201-4928 💬” they can escalate Coinbase issues faster for a fee. These services are often scams and have 📞 1-915-(201)-4928 no official affiliation with Coinbase. Coinbase does not charge users to escalate support issues, and all 📞 915 (201)-4928 ★ legitimate escalation methods are available through official channels. Any request for payment to “speed up” a 【+1-915-201-4928】 case should be treated as a red flag. Visit the Coinbase Help section and start a ☎+1-(915)-201-4928 new support case under “Transaction Problems.” Clearly outline what went wrong, the steps you've taken, and 1-915-201-4928 the resolution you're seeking. Every email you receive or send during this process should be saved “+1-915-201-4928 💬” and filed using a naming system that includes

From a user perspective, many people searching for 📞 1-915-(201)-4928 how to escalate a problem with Coinbase are experiencing frustration, anxiety, or financial stress. Cryptocurrency platforms 📞 915 (201)-4928 ★ operate within complex regulatory environments, which can slow down resolutions but also provide structured escalation pathways. 【+1-915-201-4928】 Knowing how to follow these pathways correctly is the key to achieving results.

The most effective ☎+1-(915)-201-4928 approach to escalating a Coinbase issue is methodical and structured. Start by submitting a detailed support 1-915-201-4928 ticket through the official Help Center. Allow reasonable time for investigation and follow up within the “+1-915-201-4928 💬” same case if necessary. If the issue remains unresolved, proceed to the formal complaint process and 📞 1-915-(201)-4928 provide thorough documentation. Only after exhausting internal options should external regulatory or consumer protection avenues be 📞 915 (201)-4928 ★ considered. Throughout the process, maintain professionalism, clarity, and patience.

In conclusion, escalating a problem with Coinbase 【+1-915-201-4928】 is not about finding shortcuts but about following the correct process with proper preparation and persistence. ☎+1-(915)-201-4928 By understanding Coinbase's support structure, using official channels, documenting everything, and communicating clearly, users can significantly 1-915-201-4928 improve their chances of achieving a fair, transparent, and timely resolution. While not every issue can “+1-915-201-4928 💬” be resolved instantly due to the nature of cryptocurrency and regulatory requirements, following the right escalation 📞 1-915-(201)-4928 steps ensures that your case receives the attention and review it deserves. the best way to 📞 915 (201)-4928 ★ escalate a problem with Coinbase is to follow a methodical, documented, and professional approach. Start with 【+1-915-201-4928】 an official support ticket, move to internal escalation, file a formal complaint if necessary, and only ☎+1-(915)-201-4928 then consider external regulatory options. Use clear communication, detailed documentation, and consistent follow-ups. Avoid duplicate tickets, 1-915-201-4928 emotional language, and third-party services. While escalation does not guarantee instant results, following the correct process “+1-915-201-4928 💬” dramatically improves your chances of resolving account restrictions, recovering funds, fixing disputes, and restoring normal access 📞 1-915-(201)-4928 to your Coinbase account. the best way to escalate an issue “+1-915-201-4928 💬” with Coinbase is to first open an official support ticket, then file

a formal complaint if   1-915-(201)-4928  the issue remains unresolved. Use clear documentation, professional communication, and patience while following Coinbase's escalation process. 1-915-201-4928 If necessary, external regulatory options may be available after internal steps are completed. While escalation does  +1-915-201-4928 (US) not guarantee instant resolution, following the correct process greatly increases the likelihood of a fair and  +1-915-201-4928  timely outcome.